

Vandal Location Vaportight: WL-SEG-780-LED-V

Vandal Location 7" x 8' Linear Vaportight LED Luminaire for Surface or Pendant Mounting

- **IP65 / IP66 / IP67**
- **1500 PSI hosedown**
- **UL 1598 Wet Location**
- **Marine grade 316 stainless steel latches & Mounting brackets**
- **Nema4X**
- **UL 5VA Rated (will not melt or burn)**
- **Polycarbonate Lens: Clear / Frosted**
- **10 Year warranty**
- **B.A.A. & B.A.B.A Compliant & Made in the USA by a Family Owned US Corporation**



DISCLAIMER: Although KURTZON has prepared the information contained in this document with all due care, KURTZON does not warrant or represent that the information is free from errors or omission. Whilst the information is considered to be true and correct at the date of publication, changes in circumstances after the time of publication may impact on the accuracy of the information. The information may change without notice and KURTZON is not in any way liable for the accuracy of any information printed and stored or in any way interpreted or used.

ORDERING GUIDE

Series	Lumen Package	CCT/CRI	Optics	Voltage	Controls	Mounting	Sensors (Not Required)	Options
WL-SEG-780						TPL		
Series	Lumen Package	CCT/CRI	Optics	Voltage	Controls	Mounting	Sensors	Options
WL-SEG-780	1L0 1 Row of Low Flux LED's	83 CRI:	CP Clear Polycarbonate	UNV (120-277 Vac)	DIM1 0-10V 1%	CMH Chain Mtg Hooks	OCC MW Microwave Occ Sensor (Internal 32" MAX)	PxW * Program to Specified Wattage (Replace X with Watts)
	2L0 2 Rows of Low Flux LED's	830 3000K	FP Frost Polycarbonate	HV (347-480 Vac)	DIM5 0-10V 5%	MB45 45" Mtg Bracket	OCC HB Highbay Occ Sensor (End Mount 20'-40')	PxL * Program to Specified Lumens (Replace X with Lumens)
	2HI 2 Rows of High Flux LED's	835 3500K			DALI DALI 1%	TPL** Tamperproof Latches	OCC LB Lowbay Occ Sensor (End Mount 8'-10')	10KV 10KV Surge Protection (one per specified circuit)
		840 4000K			LUTRON (Specify Type)		DL/OCC HB Daylight & Highbay Occ Sensor (End Mount 40' MAX)	3WP 3 Wire Cord W/Plug must provide specs.
		850 5000K			2/ED 2 Circuits		DL/OCC LB Daylight & Lowbay Occ Sensor (End Mount 8' MAX)	WHIP Flex whip installed must provide specs
		90+ CRI:			D2OFF 0-10V 1% Dim To Off		OTHERS Must Specify	EM10 10W Integral Emergency Driver (Specify Voltage & Switching)
		935 3500K			OTHER (Must Specify)			FF Fuse & Fuse Holder (One per Specified Circuit)
		940 4000K						
		950 5000K						
						Note**: Must Select		

Ordering Notes, If Applicable

Vandal Location Vaportight: WL-SEG-780-LED-V

Vandal Location 7" x 8' Linear Vaportight LED Luminaire for Surface or Pendant Mounting

SPECIFICATIONS

HOUSING: Injection molded, .125" thick Hole Free White Fiberglass body with a 5VA Flame Rating

LENS: Injection molded Heavy gauge smooth or ribbed polycarbonate material available Clear or frosted. Secured by Captive Stainless Steel cables.

REFLECTOR: Standard (92%) High Reflectance white 22 gauge metal. Formed wiring cover for rigidity. Removable without tools or screws.

GASKETS: One piece urethane extruded foam with smooth surface.

LATCHES: Fourteen (14) 316 Stainless Steel over-center latches secure lens to housing. Latches are secured closed with #6 Tamperproof screws. Provided separate.

MOUNTING: Provided with (2) mounting brackets for suspending (cables by others). See mounting options for other configurations.

LEDS: Commercially available in a wide variety of Color Temperature (CCT), FLUX, and CRI. Highly efficient and consistent color maintained to 3 SDMC for color critical applications. B50/L70 and compliant with Zhaga recognized hole patterns. Consult factory for LED options or configurations not listed below.

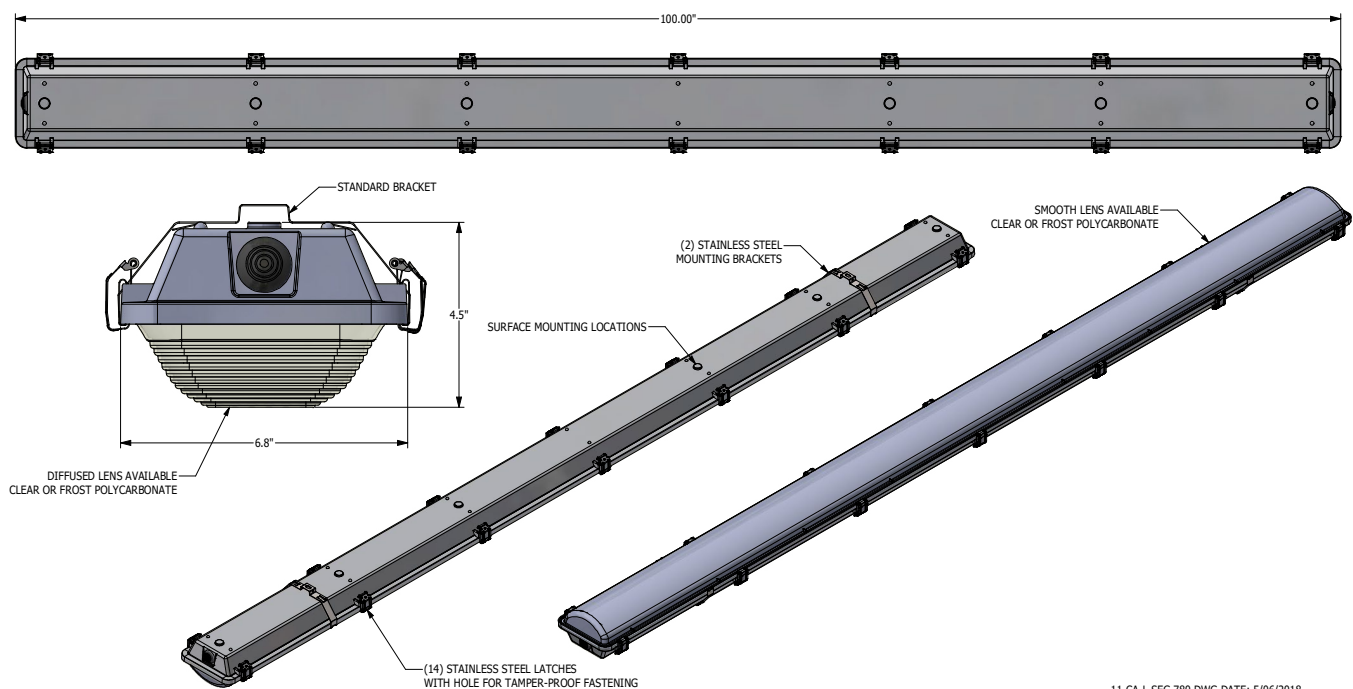
DRIVERS: Standard Universal Voltage Class 2 drivers are 0-10v Dimmable to 1%. They come with at least 2.5Kv surge protection, have less than 10% THD at max load, Ballast Factor Greater than .95 and are programmable to match specific lumen or wattage requirements. Drivers with higher input voltage ratings are available, consult factory for driver specifications.

INSTALLATION: Two sealed 1/2 inch trade size conduit entry points located at each end. See options for pre-wired whips or cords.

LISTINGS: IP67 rated for dust and water ingress. Suitable for 1500 PSI high pressure hosedowns. UL listed per UL_1598 for wet locations. Nema 4x rated. Drivers and LEDs are covered by a 5 year warranty, the remaining fixture is covered by a 10 year warranty. This product Series is both Build America Buy America (B.A.B.A.) & Buy American Act (B.A.A.) compliant.

PRODUCT DRAWINGS

SEG 780 REFERENCE DIMENSIONS



11-CA-L-SEG 780 DWG DATE: 5/06/2018

Vandal Location Vaportight: WL-SEG-780-LED-V

Vandal Location 7" x 8' Linear Vaportight LED Luminaire for Surface or Pendant Mounting

ENERGY DATA

STD SEG 780 (APROX ¹ DELIVERED LUMENS)											
ENCLOSURE SIZE	LED PACKAGE	DIMMING SELECTION	CRI	CLEAR LENS			FROST LENS			AMBIENT TEMP	
				LUMENS ¹	WATTS ²	EFFICACY ³ (Lm/W)	LUMENS ¹	WATTS ²	EFFICACY ³ (Lm/W)	MINIMUM	MAXIMUM ⁴
780	1 LO	0-10V 1%	83	3,890	55	71	3,490	55	63	-20°C (-4°F)	35°C (95°F)
780	1 LO	0-10V 5%	83	3,890	55	71	3,490	55	63	-20°C (-4°F)	40°C (104°F)
780	1 LO	0-10V 1%	90+	3,750	55	68	3,370	55	61	-20°C (-4°F)	35°C (95°F)
780	1 LO	0-10V 5%	90+	3,750	55	68	3,370	55	61	-20°C (-4°F)	40°C (104°F)
780	2 LO	0-10V 1%	83	7,788	110	71	6,983	110	63	-20°C (-4°F)	35°C (95°F)
780	2 LO	0-10V 5%	83	7,788	110	142	6,983	110	127	-20°C (-4°F)	40°C (104°F)
780	2 LO	0-10V 1%	90+	7,506	110	68	6,745	110	61	-20°C (-4°F)	35°C (95°F)
780	2 LO	0-10V 5%	90+	7,506	110	136	6,745	110	123	-20°C (-4°F)	40°C (104°F)
780	2 HI	0-10V 1%	83	34,255	260	132	30,480	260	117	-20°C (-4°F)	30°C (86°F)
780	2 HI	0-10V 5%	83	34,255	260	132	30,480	260	117	-40°C (-40°F)	40°C (104°F)
780	2 HI	0-10V 1%	90+	25,700	260	99	22,868	260	88	-20°C (-4°F)	30°C (86°F)
780	2 HI	0-10V 5%	90+	25,700	260	99	22,868	260	88	-40°C (-40°F)	35°C (95°F)
780	EM10 ⁵	NA	NA	1000-1300	4	NA	870-1130	4	NA	0°C (32°F)	35°C (95°F)

¹ DELIVERED LUMEN DATA IS EXTRAPOLATED FROM MEASURED DATA @25C WITH NO EXTRA OPTIONS. VARIANCES WILL OCCUR WHEN OPTIONS ARE CHOSEN

² WATTAGE IS MEASURED WITH 4000K SELECTION @ 120vAC AND Tambient = 25C. WATTAGES MAY VARY WITH ALTERNATE CONFIGURATIONS

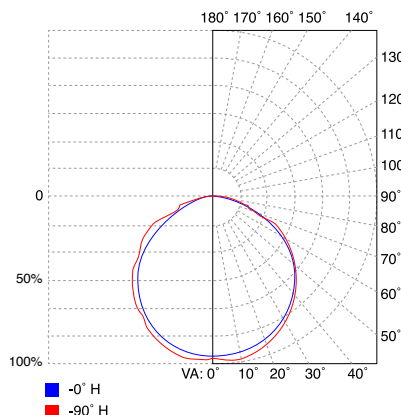
³ EFFICACY CALCULATED USING 4000K CCT DATA.

⁴ TEMP RATING MAY VARY WITH SPECIFIED DRIVERS OR ANY NON STANDARD SELECTION

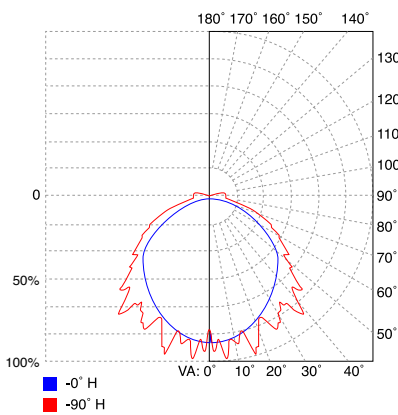
⁵ 90 MINUTE 10W EMERGENCY DRIVER; LUMENS CALCULATED BASED ON FIXTURE EFFICACY. (EX: 10W x 100Lm/W = 1000Lm Delivered)

PHOTOMETRICS

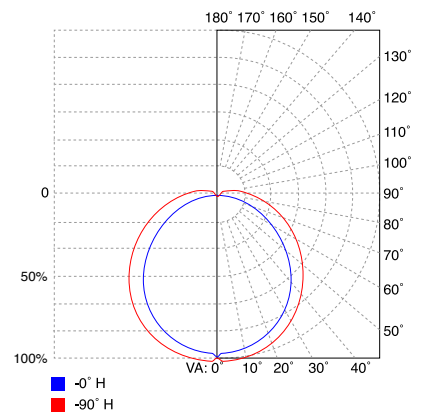
CP Optics



CPD Optics



FP Optics



Vandal Location Vaportight: WL-SEG-780-LED-V

Vandal Location 7" x 8' Linear Vaportight LED Luminaire for Surface or Pendant Mounting

MOUNTING OPTIONS

