

Maximum Security Surface Mount Luminaire: MX-SCS2-LED

1x2, 1x4 Surface Clamshell Luminaire With Two Windows

- **Suitable for Maximum Security applications**
- **Suitable for use in dry and damp locations**
- **5/10 Year Warranty**
- **Suitable for surface installation onto walls or covered ceilings**
- **B.A.A. & B.A.B.A Compliant & Made in the USA by a Family Owned US Corporation**



DISCLAIMER: Although KURTZON has prepared the information contained in this document with all due care, KURTZON does not warrant or represent that the information is free from errors or omission. Whilst the information is considered to be true and correct at the date of publication, changes in circumstances after the time of publication may impact on the accuracy of the information. The information may change without notice and KURTZON is not in any way liable for the accuracy of any information printed and stored or in any way interpreted or used.

ORDERING GUIDE

Series	Housing	Base Plate	Size	Row Qty	LED Type	CCT/CRI	Voltage	Outside	Inside	Options	
MX-SCS2					LEDR						
Series	Material		Size	LED Package			Voltage	LED Lensing		Options	
	Housing	Base Plate		Row Qty	LED Type	CCT/CRI		Outside	Inside		
MX-SCS2	12CW: 12GA CRS WHITE	12CW: 12GA CRS WHT	1x2: 1' x 2'	2	LEDR	830 = 80 CRI; 3000K	UNV: 120-277 VAC	125CFP: 0.125"	125FA: 0.125" Frosted Flat Acrylic	EM10 10W Emergency Battery (N/A with 2/ED or 2FT Size)	
	14CW: 14GA CRS WHITE	14CW: 14GA CRS WHT	1x4: 1' x 4'	4		835 = 80 CRI; 3500K		347: 347 VAC	156CFP: 0.156"	125PA: 0.125" P12 Prismatic Acrylic	PxL Factory Derating to Lumen Output
	Consult factory for other materials					840 = 80 CRI; 4000K			187CFP: 0.187"	125PP: 0.125" P12 Prismatic Polycarbonate	PxW Factory Derating to Input Wattage
						850 = 80 CRI; 5000K			250CFP: 0.250"	GH85: 0.125" Flat Glare Suppression Overlay	2/ED Wired as 2 Switched Circuits Min 2 Drivers Required
						927 = 90 CRI; 2700K			375CFP: 0.375"	All Clear Flat Polycarbonate	DNL Low Lumen Night Light Circuit with Integral Dimmer (N/A with 4 Rows)
						930 = 90 CRI; 3000K			500CFP: 0.500"		NL Low Lumen Night Light Circuit (N/A with 4 Rows)
						935 = 90 CRI; 3500K					10KV 10KV Parallel Surge Protector
						940 = 90 CRI; 4000K					FF Fuse & Fuse Holder
						950 = 90 CRI; 5000K					

Ordering Notes, If Applicable

Maximum Security Surface Mount Luminaire: MX-SCS2-LED

1x2, 1x4 Surface Clamshell Luminaire With Two Windows

SPECIFICATIONS

TWO WINDOW COVER: One piece of material die formed, seam welded, and ground smooth. The cover has a concealed drop slot hinge for supporting the luminaire during servicing and installation. Two apertures allow illumination in two directions.

BASE PLATE: Heavy gauge material with embossments for mounting to rough or uneven surfaces. Designed to resist tampering and hiding of contraband

LENS: Available 1 flat and 1 prismatic lens up to a combined 5/8" thickness. Prismatic lensing is inverted and always on the inner most part of the luminaire. Lensing is mechanically secured with nylock nuts to resist vibrations and repeated impact of time. Lensing held in place with adjustable z bracket with material to match clamshell specification.

WIRECOVER: Covers the power supplies and holds the LEDs. Can be quickly removed for servicing or replacement.

LEDs: Available in 80 or 90 CRI in 3000K, 3500K, 4000K or 5000K CCT. Consult factory for options not listed. Optionally available with a dimmable 90CRI; 2700K Night light with NL option selection. DNL adds an integral dimmer knob inside the fixture to adjust night light brightness for applications where new dimming wires cannot be pulled.

ELECTRONICS: Class P Class 2 power supplies that are dimmable via 0-10v. Optionally available with multi-circuit switching, fuse and fuse holders, and surge protection. Standard power supplies are factory programmable to achieve a specified lumen or wattage requirement by using PxL or PxW option selections. Consult factory for options not listed.

FASTENERS: Standard fasteners provided are stainless steel security grade 10-32 Torx Center Reject screws. A drill bit for the screws is provided with each order. Screws are recessed into embossments on the frames so that they cannot be easily accessed or tampered with. Consult factory for other screw options.


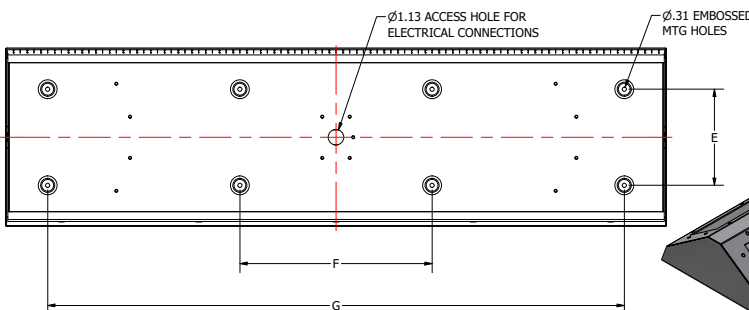
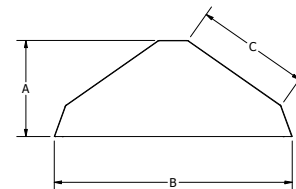
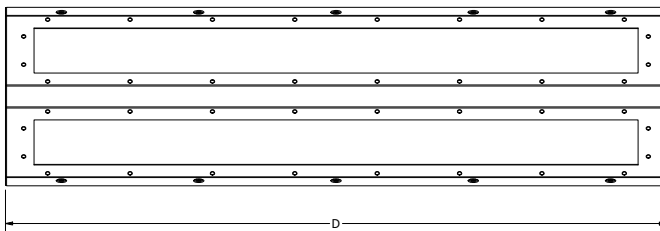
FINISH: Stainless steel clamshell covers are available with a 2B or powdercoated finish. All other materials are Provided with gloss high reflectance white polyester powder coat with 1000hr salt spray test per ASTM B117. AMW option provides a white anti-microbial polyester powder coat to all exposed surfaces.

INSTALLATION: Suitable for surface installation onto walls or covered ceilings. Provided with embossed mounting holes and a removable knockout cover on the back of the fixture for conduit or jbox wiring.

LISTINGS: ETL listed per UL_1598 for Dry and Damp Location. Provided with the KURTZON (5/10) year warranty from the manufacturing date on the electronics and the enclosure. This product Series is both Build America Buy America (B.A.B.A.) & Buy American Act (B.A.A.) compliant.

DIMENSIONAL DATA

MX-SCS2 PROFILE REFERENCE DIMENSIONS							
SIZE	A	B	C	D	E	F	G
MX-SCS2-1X2	5.25"	13.00"	6.20"	24.15"	7.00"	N/A	18.00"
MX-SCS2-1X4	5.25"	13.00"	6.20"	48.15"	7.00"	14.00"	42.00"



Maximum Security Surface Mount Luminaire: MX-SCS2-LED

1x2, 1x4 Surface Clamshell Luminaire With Two Windows

ENERGY DATA

MX-SCS2 SURFACE MOUNT FIXTURE (APPROX ¹ LUMENS DELIVERED)							
ENCLOSURE SIZE	LIGHT PACKAGE	LENS OPTION		80 CRI (3000K - 5000K)			STANDARD DIMMING
		OUTSIDE	INSIDE	LUMENS ¹	WATTS ²	EFFICACY ³	
MX-SCS2-1X2	2LEDR	125CFP	125PP	3,130	31	101	0-10V 5%
MX-SCS2-1X2	4LEDR	125CFP	125PP	6,270	57	110	0-10V 5%
MX-SCS2-1X4	2LEDR	125CFP	125PP	6,280	57	110	0-10V 5%
MX-SCS2-1X4	4LEDR	125CFP	125PP	12,060	106	114	0-10V 5%
All	NIGHTLIGHT	3	0	500	8	67	0-10V 5%