


# Cleanroom EL-R Green Troffers

1x4, 2x2 and 2x4 Green/White LED Recessed Luminaires

- ETL Listed for Wet Locations
- IP55 Rated
- Suitable for ISO 5-9 Cleanspaces
- Suitable for FED Std 209E Class 100-100,000 Cleanspaces
- Channel inset door frame
- Robotically seam welded housing
- Narrow spectrum 540nm Green LEDs
- White/Green separately controlled circuits
- Recessed housing suitable for Tbar Grid and Hardlid installations
- BAA Compliant & Made in the USA by a Family Owned US Corporation



DISCLAIMER: Although KURTZON has prepared the information contained in this document with all due care, KURTZON does not warrant or represent that the information is free from errors or omission. While the information is considered to be true and correct at the date of publication, changes in circumstances after the time of publication may impact on the accuracy of the information. The information may change without notice and KURTZON is not in any way liable for the accuracy of any information printed and stored or in any way interpreted or used.

## ORDERING GUIDE

Series	Material	Size	Row Qty.	Green LED Wavelength	Row Qty.	White LED	CCT/CRI	Voltage	Optics	Options		
<b>EL-R</b>				<b>GLED540</b>								
Series	Material	Size	Row Qty.	Green LED Wavelength	Row Qty.	White LED	CCT/CRI	Voltage	Optics	Options		
<b>EL-R</b>	3 White 420 SS Hsg. & Polished 304 SS Door	1x4 1' x 4' Housing	1	<b>GLED540</b>	2	<b>LEDR</b>	<b>83 CRI:</b>	<b>120V</b>	<b>P12ACR</b>	0.135" P12 Prismatic Impact Resistant Acrylic (Inverted)		
			2							<b>LEDH</b>	<b>830 3000K</b>	<b>277V</b>
	4 White AL Hsg. & Polished 304 SS Door	2x2 2' x 2' Housing	1		1	<b>LEDHF</b>	<b>835 3500K</b>	<b>UNV</b>	<b>A19</b>	0.156" A19 Prismatic Impact Resistant Acrylic (Inverted)		
			2							<b>840 4000K</b>	<b>347V*</b>	<b>TG</b>
	5 White AL Hsg. & White AL Door	2x4 2' x 4' Housing	OR		2	2		<b>850 5000K</b>	<b>HIA</b>	0.140" P12 Prismatic High Impact Resistant Acrylic (Inverted)		
					3					<b>FROST</b>	0.125" Flat Diffusing Frost Acrylic	
					4						<b>2DBW</b>	0.125" Flat Diffused Acrylic with Bi-Directional Batwing Distribution
											<b>LBW</b>	0.125" Flat Diffused Acrylic with Linear Batwing Distribution
		<b>GH85</b>	0.125" Flat Diffused Acrylic with Glare Suppression Distribution									
		5 LED Rows Max										

Ordering Notes, If Applicable

NOTE: Additionally available in 95+ CRI with Seoul Sun-Like LEDs. Consult factory for more information.

\*347V Available with 10% dimming, not all options are compatible with 347V

NOTE: P12ACR option is standard and will be provided when no other option is selected

Options	
<b>SW</b>	Wet Location Hub Supplied (not installed)
<b>PxL *</b>	Programmed to User Specified Lumen Value.
<b>PxW *</b>	Programmed to User Specified Wattage Value.
<b>10KV</b>	10KV Parallel Surge Protection (One Supplied Per Circuit)
<b>GTD</b>	Generator Transfer Device
<b>WHIP</b>	Must Specify Length and Wire Qty
<b>OCCMW</b>	Internal microwave OCC Sensor
<b>FC</b>	Fuse & Holder (One Supplied Per Circuit)
<b>EM10</b>	10W Integral LED EM (Specify Input Voltage)
<b>EM20</b>	20W Remote LED EM (Specify Input Voltage)
<b>EDL</b>	-40F Electronic Driver
<b>WHT</b>	White Finished Door & HSG
<b>AMW</b>	Anti-Microbial White Powdercoat
<b>2/EDG</b>	Two Circuits of Green Light
<b>2/EDW</b>	Two Circuits of White Light
<b>GG</b>	1/8" Thick Grid Gasket (Provided Loose)

Note: Specify Value in Ordering Notes

# Cleanroom EL-R Green Troffers

1x4, 2x2 and 2x4 Green/White LED Recessed Luminaires

## SPECIFICATIONS

**HOUSING:** One piece, hole free, robotically seam welded housing has flattened knockouts for a superior seal. Housings are available in .040" 3003 Aluminum or 20Ga 430 Stainless Steel.

**DOOR FRAME:** Inset door frame made from welded channels regresses into the housing to allow the neoprene gasket to seal to the housing. Door frame is hinged by aircraft cables and secures to housing with captive stainless steel pan head screws. Available in .040" 3003 Powder coated Alum. , 20Ga 304 Polished SS.

**GASKETS:** Closed cell 100% pure neoprene gasket with vulcanized corners making a one-piece oil and solvent resistant gasket system. GG option provides a loose 1/8" thick adhesive backed gasket intended to adhere to the top face of a suspended grid ceiling for grid profiles that do not already have gasket on them.

**OPTICS:** Standard P12 prismatic acrylic lens is provided when no other options are selected. All prismatic lensing options come with an inverted lens so the smooth side faces the room for easy cleaning. All optics are sealed to the door with NSF listed RTV silicone sealant. Other optics are available, consult factory for more information or options not listed.

**LEDS:** Fixture available with Green only or Green & White LED's, each color will be supplied with its own driver for dual switching. Green LEDs provide a narrow 540nm spectrum. White high efficiency LEDs are commercially available & in a wide variety of CRI and CCT. All boards have Zhaga recognized hole patterns and come with a 5 year warranty.

**DRIVERS:** Standard Universal Voltage Class 2 drivers are 0-10v Dimmable to 1% and rated -20C (-4F). They come with at least 2.5Kv surge protection, have less than 10% THD at max load, Ballast Factor Greater than .95 and are programmable to match specific lumen or wattage requirements. Drivers with higher input voltage ratings are available, consult factory for driver specifications. (each color LED comes standard with its own driver)

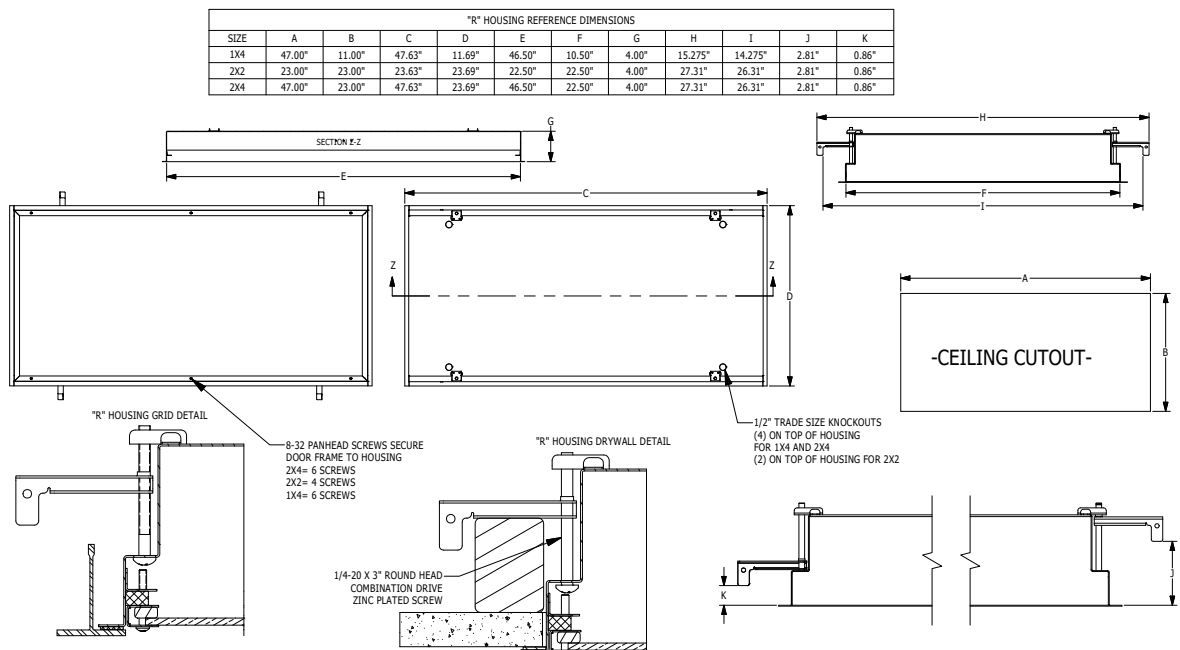
**REFLECTOR:** Die formed metal with high reflectance white polyester powder coat finish. Typical reflectivity 92%.

**INSTALLATION RECESSED:** Suitable for recessed Non-IC installation into covered ceilings. Fixtures are supplied with .875" flattened knockouts for supply entry. Recessed housings have (4) swing out toggle arms that are used to draw the fixture in to the ceiling for hard lid installation without the need for a yoke hanger. The toggle arm adjuster bolts are accessible from the room side of the luminaire and the actual toggles can be used as means of establishing a seismic support for lay in ceiling installations. Confirm ceiling compatibility with dimension drawings below.

**FINISH:** Stainless steel door frames are satin polished unless WHT or AMW options are selected. All other materials are provided with gloss high reflectance white polyester powdercoat with 1000hr salt spray test per ASTM B117. AMW option provides a white anti-microbial polyester powder coat to all exposed surfaces.

**LISTINGS:** IP55 rated for dust and water ingress. ETL listed per UL\_1598 for wet locations. Chicago Plenum Rated. Certified ISO-14644-1 for class 5 through class 9 cleanspaces. Certified Fed Std 209E for Class 100 through Class 100,000 cleanspaces. NSF2 Listed for Non-Food & Splash Zones. Drivers and LEDs are covered by a 5 year warranty, the remaining fixture is covered by a 10 year warranty. This product is Buy American Act (B.A.A.) compliant.

## PRODUCT DRAWINGS



01-AA-L-STD REC CHANNEL DWG. DATE: 12/14/2020

# Cleanroom EL-R Green Troffers

1x4, 2x2 and 2x4 Green/White LED Recessed Luminaires

## ENERGY DATA - WHITE LED

SURFACE & RECESSED CHANNEL 2 CIRCUIT TROFFER (APPROX <sup>1</sup> LUMENS DELIVERED)										
ENCLOSURE SIZE	LIGHT PACKAGE	80 CRI (3000K - 5000K)				90 CRI (3500K, 4000K)				STANDARD DIMMING
		LUMENS	WATTS <sup>2</sup>	EFFICACY <sup>3</sup>	MAX AMB TEMP	LUMENS	WATTS <sup>2</sup>	EFFICACY <sup>3</sup>	MAX AMB TEMP <sup>4</sup>	
1X4	1LEDR	3,215	29	111	45°C (113°F)	3,100	29	107	45°C (113°F)	0-10V 1%
1X4	1LEDH	6,220	55	113	40°C (104°F)	5,950	57	104	40°C (104°F)	0-10V 1%
1X4	2LEDR	<b>6,430</b>	<b>55</b>	<b>117</b>	45°C (113°F)	<b>6,199</b>	<b>56</b>	<b>111</b>	45°C (113°F)	0-10V 1%
1X4	1LEDHF	9,380	78	120	35°C (95°F)	8,030	92	87	35°C (95°F)	0-10V 1%
1X4	2LEDH	<b>12,446</b>	<b>109</b>	<b>114</b>	35°C (95°F)	<b>11,915</b>	<b>109</b>	<b>109</b>	35°C (95°F)	0-10V 1%
1X4	EM10	1110-1200	4	NA	40°C (104°F)	870-1110	4	NA	40°C (104°F)	NA
2X2	1LEDR	1,630	15	109	45°C (113°F)	1,630	15	109	45°C (113°F)	0-10V 1%
2X2	1LEDH	3,200	29	110	40°C (104°F)	3,060	29	106	40°C (104°F)	0-10V 1%
2X2	2LEDR	3,260	29	112	45°C (113°F)	3,270	29	113	45°C (113°F)	0-10V 1%
2X2	1LEDHF	4,690	39	120	40°C (104°F)	4,190	46	91	40°C (104°F)	0-10V 1%
2X2	3LEDR	<b>4,887</b>	<b>42</b>	<b>116</b>	45°C (113°F)	<b>4,902</b>	<b>42</b>	<b>117</b>	45°C (113°F)	0-10V 1%
2X2	2LEDH	6,410	55	117	40°C (104°F)	6,130	55	111	40°C (104°F)	0-10V 1%
2X2	2LEDHF	9,390	77	122	40°C (104°F)	8,380	92	91	35°C (95°F)	0-10V 1%
2X2	3LEDH	<b>9,608</b>	<b>80</b>	<b>120</b>	40°C (104°F)	<b>9,186</b>	<b>81</b>	<b>113</b>	35°C (95°F)	0-10V 1%
2X2	3LEDHF	14,080	115	122	35°C (95°F)	12,570	138	91	35°C (95°F)	0-10V 1%
2X2	EM10	1090-1220	4	NA	40°C (104°F)	910-1170	4	NA	40°C (104°F)	NA
2X4	1LEDR	3,470	29	120	45°C (113°F)	3,320	29	114	45°C (113°F)	0-10V 1%
2X4	1LEDH	6,820	57	120	40°C (104°F)	6,490	57	114	40°C (104°F)	0-10V 1%
2X4	2LEDR	6,942	55	126	45°C (113°F)	6,640	56	119	45°C (113°F)	0-10V 1%
2X4	1LEDHF	10,150	77	132	40°C (104°F)	8,950	93	96	40°C (104°F)	0-10V 1%
2X4	3LEDR	<b>10,412</b>	<b>83</b>	<b>125</b>	45°C (113°F)	<b>9,954</b>	<b>83</b>	<b>120</b>	45°C (113°F)	0-10V 1%
2X4	2LEDH	13,650	109	125	40°C (104°F)	12,990	109	119	40°C (104°F)	0-10V 1%
2X4	2LEDHF	20,300	153	133	40°C (104°F)	17,900	187	96	40°C (104°F)	0-10V 1%
2X4	3LEDH	<b>20,464</b>	<b>164</b>	<b>125</b>	40°C (104°F)	<b>19,482</b>	<b>164</b>	<b>119</b>	40°C (104°F)	0-10V 1%
2X4	3LEDHF	30,450	229	133	35°C (95°F)	26,850	280	96	35°C (95°F)	0-10V 1%
2X4	EM10	1200-1330	4	NA	40°C (104°F)	960-1200	4	NA	40°C (104°F)	NA

<sup>1</sup> DELIVERED LUMEN DATA IS EXTRAPOLATED FROM MEASURED DATA @ 25C WITH NO EXTRA OPTIONS. VARIANCES WILL OCCUR WHEN OPTIONS ARE CHOSEN

<sup>2</sup> WATTAGE IS MEASURED WITH 4000K SELECTION @ 120vAC AND Tambient = 25C. WATTAGES MAY VARY WITH ALTERNATE CONFIGURATIONS

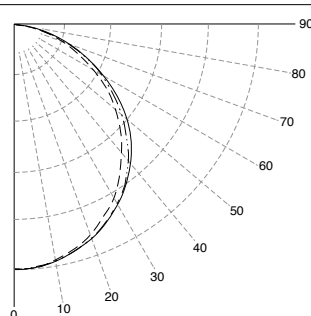
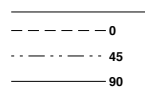
<sup>3</sup> EFFICACY CALCULATED USING 4000K CCT DATA.

<sup>4</sup> MAX AMBIENT TEMP RATING, NON-IC INSTALLATION. TEMP RATING MAY VARY WITH SPECIFIED DRIVERS OR ANY NON-STANDARD SELECTION

## PHOTOMETRICS

### P12 PRISMATIC

Key:



# Cleanroom EL-R Green Troffers

1x4, 2x2 and 2x4 Green/White LED Recessed Luminaires

## ENERGY DATA - COLOR LED

SURFACE & RECESSED CHANNEL- GREEN LED TROFFER							
ENCLOSURE SIZE	LED SELECTION	DIMMING	540nm (GREEN)			AMBIENT TEMP RATING	
			LUMENS	WATTS	EFFICACY	MINIMUM	MAXIMUM <sup>3</sup>
1X4	1GLED	0-10V 1%	2,641	38.0	69.5	-20°C (-4°F)	40°C (104°F)
1X4	2GLED	0-10V 1%	5,339	73.0	73.1	-20°C (-4°F)	40°C (104°F)
2X2	1GLED	0-10V 1%	1,370	20.0	68.5	-20°C (-4°F)	40°C (104°F)
2X2	2GLED	0-10V 1%	2,741	38.0	72.1	-20°C (-4°F)	40°C (104°F)
2X2	3GLED	0-10V 1%	4,111	56.0	73.4	-20°C (-4°F)	40°C (104°F)
2X2	4GLED	0-10V 1%	5,481	73.0	75.1	-20°C (-4°F)	40°C (104°F)
2X4	1GLED	0-10V 1%	2,805	38.0	73.8	-20°C (-4°F)	40°C (104°F)
2X4	2GLED	0-10V 1%	5,609	73.0	76.8	-20°C (-4°F)	40°C (104°F)
2X4	3GLED	0-10V 1%	8,414	111.0	75.8	-20°C (-4°F)	40°C (104°F)
2X4	4GLED	0-10V 1%	9,920	145.0	68.4	-20°C (-4°F)	40°C (104°F)

\* View previous page for energy data notes.